

# CHAPTER 3: IMPLEMENTATION

## B. REVEGETATION WITH NATIVE AND ORNAMENTAL PLANT SPECIES

Common Name <i>Scientific Name</i>	Mature Heights (feet)	Mature Widths (feet)	Habitat	Hardiness Zone	Shade Tolerance	Descriptive Information	CT Native	Suitable for Bio-Engineering
<b>CANOPY TREES</b>								
Red Maple <i>Acer rubrum</i> Cultivars ( <i>Autumn Flame, October Glory, Red Sunset, Autumn Radiance</i> )	60-75'	35-45'	FAC	3 - 9		Fast growing, orange-red to red fall foliage, smooth grey bark, very hardy.		
Silver Maple <i>Acer saccharinum</i>	60-80'	45-55'	FACW	3 - 9		Fast growing, very adaptable, yellow fall foliage.		
Sugar Maple <i>Acer saccharum</i> Cultivars ( <i>Commemoration, Green Mountain, Majesty, Fall Fiesta</i> )	60-80'	35-45'	FACU	3 - 8		Yellow, orange, and red fall foliage. Bright green leaf coverage in spring.		
Yellow Birch <i>Betula alleghaniensis</i>	60-70'	25-35'	FAC	3 - 7		Golden yellow foliage, exfoliating bark, resistant to leaf miner.		
Black Birch <i>Betula Lenta</i>	40-60'	30-40'	UPL	3-7		Great for naturalizing. Yellow fall color.		
Bitternut Hickory <i>Carya cordiformis</i>	50-80'	30-50'	FAC	4 - 9		Found in low lying woodlands not eaten by birds and small mammals.		
Pignut Hickory <i>Carya glabra</i>	50-80'	25-40'	FACU	4 - 9		Grey bark with scales yellow fall color.		
Shagbark Hickory <i>Carya ovata</i>	70-90'	50-70'	FACU	4 - 8		Wonderful exfoliating bark. Straight trunk.		
American Yellowwood <i>Cladrastis kentukea</i>	30-50'	40-55'	FAC	4 - 8		Fragrant creamy pendulous flowers. Smooth grey bark with yellow fall foliage.		
American Beech <i>Fagus grandifolia</i> Cultivar ( <i>Cimmaron</i> )	50-70'	40-70'	FACU	3 - 9		Wonderful native woodland tree with smooth bark. Winter interest		
White Ash <i>Fraxinus americana</i> Cultivar ( <i>Cimmaron</i> )	50-80'	35-45'	FACU	3 - 9		Yellow, red, and purple fall color. Large canopy. Susceptible to ash borer. Current bans on moving in CT.		
Green Ash <i>Fraxinus pennsylvanica</i>	50-60'	35-50'	FACW	3 - 9		Superb yellow fall color medium to dark green leaves. Susceptible to ash borer. Current bans on moving in CT.		
Sweet Gum <i>Liquidambar styraciflua</i> Cultivar ( <i>Slender Silhouette</i> )	60-75'	40-50'	FAC	5 - 9		Great for most soils. Spiked fruit yellow-orange-red-purple fall color.		
Tulip Tree <i>Liriodendrum tulipifera</i>	80'	35-55'	FAC	4 - 9		Interesting foliage. Yellow fall color. Beautiful tulip-like flowers.		











































# CHAPTER 3: IMPLEMENTATION

## B. REVEGETATION WITH NATIVE AND ORNAMENTAL PLANT SPECIES

Common Name <i>Scientific Name</i>	Mature Heights (feet)	Mature Widths (feet)	Habitat	Hardiness Zone	Shade Tolerance	Descriptive Information	CT Native	Suitable for Bio-Engineering
Black Gum <i>Nyssa sylvatica</i>	40-80'	20-30'	FAC	4 - 9		Red fall foliage. Thick ridges in bark, highly adaptable.		
American Sycamore <i>Platanus occidentalis</i>	75-100'	75-100'	FACW	3 - 8		Grows along streams and rivers. Attractive bark, rounded fruit.		
Hop Hornbeam <i>Ostrya virginiana</i>	30-50'	20-30'	UPL	4 - 9		Grey and brown exfoliating bark and interesting lime green - white hanging fruit.		
White Oak <i>Quercus alba</i>	100'	30-50'	FACU	3 - 8		Stately form. Red fall color, acorns, and adaptable.		
Swamp White Oak <i>Quercus bicolor</i>	50-80'	30-50'	FACW	3 - 9		Wet soils. Yellow, brown, to red fall color, and acorns.		
Scarlet Oak <i>Quercus coccinea</i>	50-80'	30-50'	UPL	4 - 8		Dark green leaves turning brilliant red in the fall.		
Bur Oak <i>Quercus macrocarpa</i>	50-80'	30-50'	FAC	3 - 8		Adaptable, found on sandy plains and moist low lying areas.		
Chinkapin Oak <i>Quercus muehlenbergii</i>	40-50'	40-50'	FACU	4 - 7		Large oak seldom found in Connecticut difficult to transplant. Dark serrated green leaves.		
Red Oak <i>Quercus rubra</i>	80-100'	30-50'	FACU	4 - 7		Rounded growth habit, red fall color. New growth is bronze / red. Adaptable to different soils.		
Pin Oak <i>Quercus palustris</i>	60-70'	30-50'	FACW	4 - 7		Lower branches are pendulous and hang down, brown - red fall color.		
Willow Oak <i>Quercus phellos</i>	40-60'	30-40'	FACW	6 - 9		Large oak with narrow foliage turning yellow in the fall.		
Black Oak <i>Quercus velutina</i>	50-60'	30-50'	UPL	4 - 7		Common on upper slopes and produces acorns.		
Basswood <i>Tilia americana</i>	60-80'	30-50'	FACU	4 - 9		Cream - yellow fragrant flowers		
American Elm <i>Ulmus americana</i> Cultivar (Princeton)	60-80'	30-40'	FACW	4 - 7		New disease resistant cultivars. Majestic tree, yellow fall color.		
<b>CONIFEROUS &amp; EVERGREEN TREES</b>								
Balsam Fir <i>Abies balsamea</i>	45-75'	20-30'	FACU	3 - 6		Dark green needles, dark violet cones when young, require well drained soil. Protect from desiccating winds.		









































# CHAPTER 3: IMPLEMENTATION

## B. REVEGETATION WITH NATIVE AND ORNAMENTAL PLANT SPECIES

Common Name <i>Scientific Name</i>	Mature Heights (feet)	Mature Widths (feet)	Habitat	Hardiness Zone	Shade Tolerance	Descriptive Information	CT Native	Suitable for Bio-Engineering
American Holly <i>Ilex opaca</i>	15-30'	20-30'	FACU 	5 - 9		Glossy dark green foliage with red berries in the fall, slow growing - protect from winter winds.		
Eastern Red Cedar <i>Juniperus virginiana</i>	30-45'	25-35'	FACU 	3 - 9		Very hardy, use in groupings, foliage turns brown - green in winter. Blue cones are highly valued by birds.		
Eastern Larch <i>Larix laricina</i>	40-80'	25-30'	FACW 	2 - 6		Dark Brown attractive bark with bright green needles turning yellow - copper in fall. Excellent plant for moist soils.		
White Spruce <i>Picea glauca</i>	100'+	20-30'	FACU 	2 - 6		Great for use as screening.		
White Pine <i>Pinus strobus</i>	80-100'	25-35'	FACU 	3 - 8		Soft needles wide spreading habit. Loses lower limbs with maturity, fast growing.		
Eastern Hemlock <i>Tsuga Canadensis</i> <i>Cultivar (Pendula)</i>	80-100'	25-35'	FACU 	3 - 7		Soft needles, used in groupings. Susceptible to wooly adelgid. Small cones used for hedges/ screening.		
<b>UNDERSTORY TREES</b>								
Striped Maple <i>Acer pensylvanicum</i>	15-25'	12-20'	FACU 	3 - 7		Shade tolerant large leaved maple with beautiful striped bark.		
Downy Serviceberry <i>Amelanchier arborea</i>	15-25'	15-25'	FAC 	4 - 9		White flowers. Berries eaten by birds. Use for naturalizing areas.		
Serviceberry <i>Amelanchier canadensis</i> <i>Cultivars (Iamarckii, Autumn Brilliance)</i>	15-20'	15-25'	FAC 	4 - 9		Adaptable, but loves to be on the lake edge. White star-like flowers in spring pink-red-orange fall color.		
Allegheny Serviceberry <i>Amelanchier laevis</i>	15-30'	15-25'	FAC 	4 - 8		Adaptable, but loves to be on the lake edge. White star-like flowers in spring pink-red-orange fall color.		
River Birch <i>Betula nigra</i> <i>Cultivars (Dura-Heat, Heritage)</i>	45-60'	25-35'	FACW 	4 - 9		Cream colored and exfoliated bark. Cultivars have very high wildlife value, heat resistant.		
Paper Birch <i>Betula papyrifera</i>	45-60'	25-35'	FACU 	2 - 7		White bark, great when planted in groupings. Yellow fall foliage.		
Gray Birch <i>Betula populifolia</i>	20-40'	15-25'	FAC 	3 - 7		Very adaptable to different soils. Best used in cooler areas of North America.		
American Hornbeam <i>Carpinus caroliniana</i>	20-30'	15-20'	FAC 	3 - 9		Yellow - reddish purple fall color. Grows naturally along woodland edges and streams.		

# CHAPTER 3: IMPLEMENTATION

## B. REVEGETATION WITH NATIVE AND ORNAMENTAL PLANT SPECIES

Common Name <i>Scientific Name</i>	Mature Heights (feet)	Mature Widths (feet)	Habitat	Hardiness Zone	Shade Tolerance	Descriptive Information	CT Native	Suitable for Bio-Engineering
Eastern Redbud <i>Cercis canadensis</i>	20-30'	25-35'	FACU 	4 - 9		Dark to light pink spring flowers attractive heart shaped blueish green leaves that turn yellow in fall.		
Fringe Tree <i>Chionanthus virginicus</i>	12-20'	15-20'	FAC 	4 - 9		Fragrant. Four to five petal led white flowers in spring, great tree for naturalizing.		
Pagoda Dogwood <i>Cornus(Swida)alternifolia</i>	15-25'	20-35'	UPL	3 - 7		Graceful branching. White fragrant flowers in the spring. Blue-black fruit.		
Flowering Dogwood <i>Cornus(Benthamidia) florida (Many Cultivars)</i>	20-30'	20-30'	FACU 	5 - 9		Red to purple and pink fall color, white, and pink flowers, red fruit in September.		
Persimmon <i>Diospyros virginiana</i>	35-40'	25-35'	FAC 	4 - 9		Yellow-reddish-purple fall colors. Fragrant white flowers and yellow-orange edible berries.		
Sourwood <i>Oxydendron arboreum</i>	20-30'	15-20'	FACU 	5-9		Shiny green foliage that changes brilliant red in fall. Summer blooming.		
Black Cherry <i>Prunus serotina</i>	30-40'	20-30'	FACU 	3 - 9		Yellow - red fall color. Profuse white flowers in spring.		
Chokecherry <i>Prunus virginiana</i>	20-30'	15-20'	FACU 	2 - 7		Showy white fragrant flowers. Attracts song birds.		
Sweet Bay Magnolia <i>Magnolia virginiana</i>	10-35'	10-35'	FACW 	5 -10		Fragrant cup shaped creamy white flowers. Shiny green foliage.		
Sassafras <i>Sassafras albidum</i>	20-35'	20-25'	UPL 	4 - 8		Interesting foliage yellow, pink, to red-orange fall color. Very difficult to transplant.		
<b>Large Shrubs</b>								
Speckled Alder <i>Alnus incana</i>	15'	15-20'	FACW 	3 - 6		Thicket forming - great for screening - grows in moist conditions & full sun but very adaptable. Fast growing great for bank stabilization.		
Gray Dogwood <i>Cornus(Swida) racemosa Cultivar (Geauge)</i>	10-15'	10-15'	FAC 	4 - 8		Blue green foliage turns maroon in the fall. White-cream flowers and purple berries, great massing/ border shrub.		
American Hazelnut <i>Corylus americana</i>	8-15'	10-15'	FACU 	4 - 9		Naturalizing shrub. Provides seasonal interest and adaptable.		
Common Witchhazel <i>Hamamelis virginiana</i>	15-20'	8-12'	FAC 	3 - 8		Beautifully shaped light green leaves turning yellow in fall. Yellow star flowers in the fall. Great branching form.		

# CHAPTER 3: IMPLEMENTATION

## B. REVEGETATION WITH NATIVE AND ORNAMENTAL PLANT SPECIES

Common Name <i>Scientific Name</i>	Mature Heights (feet)	Mature Widths (feet)	Habitat	Hardiness Zone	Shade Tolerance	Descriptive Information	CT Native	Suitable for Bio-Engineering
Rose Bay Rhododendron <i>Rhododendron maximum</i>	8-15'	8-15'	FAC	3 - 7		Broadleaf Evergreen. Pink-white flowers great for naturalizing. Avoid exposed site.		
Flameleaf Sumac <i>Rhus copallina</i>	20-30'	20-30'	UPL	4 - 9		Largely adaptable to everything but moist soils. Cream flowers with red fall foliage.		
Smooth Sumac <i>Rhus glabra</i>	10-15'	10-15'	UPL	2 - 9		Colonizer. Yellow flowers in late spring brilliant red fall color use for naturalizing.		
Staghorn Sumac <i>Rhus typhina(hirta)</i>	15'	4-8'	UPL	3 - 8		Large shrub used for screening. Red- orange fall color. Red cone shaped fruit.		
Pussy Willow <i>Salix discolor</i> Cultivar ( <i>Pendula</i> )	20'	10-15'	FACW	2 - 9		Fuzzy cotton like flowers in early spring. Early pollen source for bees. Butterfly larval food source.		
Northern Arrowwood <i>Viburnum dentatum</i> Cultivar ( <i>Blue Blaze, Blueberry Muffins</i> )	6-15'	6-10'	FAC	2 - 8		Very adaptable shrub with long vertical branches and white fuzzy flowers in spring. Red fall color. Use in masses.		
Blackhaw Viburnum <i>Viburnum prunifolium</i>	8-15'	8-12'	FAC	3 - 9		Dark green leaves that turn shiny maroon in the fall. White flowers in spring. Blue-black fruit attract birds.		
Nannyberry <i>Viburnum lentago</i>	12-15'	12-15'	FAC	2 - 8		Glossy dark green leaves turning purple-red in fall. Pink fruit that turns dark purple, great for naturalizing.		
American Cranberrybush <i>Viburnum trilobum</i> Cultivar ( <i>Wentworth</i> )	8-12'	8-12'	FACW	2 - 7		Likes moist, cool locations. White flower clusters. Red berries and red fall color, quick grower.		
<b>Medium Shrubs</b>								
Red Chokeberry <i>Aronia arbutifolia</i> Cultivars ( <i>Brilliantissima</i> )	6-10'	3-5'	FACW	4 - 9		Bright red fruits, white flower clusters, red fall color. Colonizes and spreads with an open upright growth habit. Good for bank stabilization.		
Black Chokeberry <i>Aronia melanocarpa</i>	4-8'	4-6'	FAC	3 - 8		Long lasting black berries. Dark green summer foliage with yellow, orange, red fall color. Suckers forming dense plant colonies.		
Eastern Sweetshrub <i>Calycanthus floridus</i>	6-10'	6-12'	FACU	4 - 9		Fragrant deciduous woodland shrub brown-red flowers. Yellow fall color.		
Buttonbush <i>Cephalanthus occidentalis</i>	6-10'	6-8'	OBL	5 - 10		Fast growing small creamy white flowers. Rounded shrub for wet areas.		

# CHAPTER 3: IMPLEMENTATION

## B. REVEGETATION WITH NATIVE AND ORNAMENTAL PLANT SPECIES

Common Name <i>Scientific Name</i>	Mature Heights (feet)	Mature Widths (feet)	Habitat	Hardiness Zone	Shade Tolerance	Descriptive Information	CT Native	Suitable for Bio-Engineering
Sweet Pepperbush <i>Clethra alnifolia</i> Cultivars (Hummingbird, Sixteen Candles, Ruby Spice)	5-8'	4-6'	FAC	4 - 9		Fragrant long lasting white flowers in summer. Yellow fall foliage, great in masses.		
Silky Dogwood <i>Cornus (Swida) amomum</i> Cultivar (Indigo)	6-12'	6-12'	FACW	5 - 8		Flat topped cream flowers in June. Red- purple fall color. White-blue berries attract birds		
Redosier Dogwood <i>Cornus(Swida) sericea</i> Cultivar (Cardinal)	6-10'	6-10'	FACW	2 - 7		White flowers and red stems. Prune to maintain stem color. White berries and purple- red fall foliage.		
Beaked Hazelnut <i>Corylus cornuta</i>	4-8'	4-8'	FACU	4 - 8		Thicket forming great for naturalizing.		
Large Fothergilla Fothergilla major Cultivar (Mt. Airy)	6-10'	6-10'		5 - 8		Large deciduous shrub with white bottle brush flowers and orange-red-pink fall color.		
Inkberry <i>Ilex glabra</i> Cultivar (Shamrock, Densa)	4-8'	4-6'	FACW	4 - 9		Evergreen mounding shrub, grows in dry and wet soils. Small flowers and berries. Protect from harsh winter sun/ wind.		
Common Winterberry <i>Ilex verticillata</i> Cultivars (Jim Dandy, Red Sprite, Winter Red)	6-10'	6-8'	FACW	3 - 9		Bright red berries lasting into winter. Use in grouping for best show. Suckering		
Oak Leaved Hydrangea <i>Hydrangea quercifolia</i> Cultivars (Alice, Snowqueen, Pee Wee)	6-12'	6-10'	UPL	5 - 9		Impressive leaf shape large white flowers throughout the summer marginally hardy in the north.		
Common Juniper <i>Juniperus communis</i> Cultivar (Effusa)	5-10'	8-12'	FAC	2 - 6		Evergreen shrub coarse texture. Smaller 3/4" needles.		
Mountain Laurel <i>Kalmia latifolia</i> (Many Cultivars available)	4-12'	4-12'	FACU	4 - 9		Broadleaf evergreen woodland shrub with showy white-pink flowers. Avoid exposed sites.		
Common Spicebush <i>Lindera benzoin</i>	6-12'	6-12'	FACW	5 - 9		Great wetland shrub/ small tree. Yellow fall foliage.		
Bayberry <i>Myrica pennsylvanica</i> (Morella caroliniensis)	5-10'	5-10'	FAC	2 - 6		Semi-evergreen shrub found in sandy soils. Small flowers and berries.		
Common Ninebark <i>Physocarpus opulifolius</i> Cultivars (Diablo, Coppertina)	6-12'	4-8'	FACU	2 - 7		White globe flowers. Green to red fruit with yellow-bronze fall foliage. Use in masses.		
Pasture Rose <i>Rosa carolina</i>	6-7'	5-6'	FACU	4 - 9		Dark green summer foliage that turn red in the fall. Pink flowers are followed by fruit that lasts through the winter.		

# CHAPTER 3: IMPLEMENTATION

## B. REVEGETATION WITH NATIVE AND ORNAMENTAL PLANT SPECIES

Common Name <i>Scientific Name</i>	Mature Heights (feet)	Mature Widths (feet)	Habitat	Hardiness Zone	Shade Tolerance	Descriptive Information	CT Native	Suitable for Bio-Engineering
Pinxterbloom Azalea <i>Rhododendron nudiflorum</i> ( <i>periclymenoides</i> )	4-7'	4-6'	FAC	4 - 8		Fragrant white to pink flowers. Deciduous shrub.		
Roseshell azalea <i>Rhododendron prinophyllum</i>	4-8'	4-8'	FAC	4 - 8		Fragrant deciduous shrub with pink flowers in spring. Bright green foliage.		
Swamp Azalea <i>Rhododendron viscosum</i>	5-9'	4-6'	OBL	3 - 9		Fragrant white flowers and delicate bright green leaves. Good fall foliage.		
Heart-leaved Willow <i>Salix cordata</i>	3-12'	6-10'	FACW	3 - 8		Fast growing colonized for on river banks and sandy lake shores.		
Sand Bar Willow <i>Salix exigua</i>	4-7'	5-7'	FACW	4 - 8		Suckering thin leaved deciduous fast growing shrub		
American Elderberry <i>Sambucus canadensis</i> ( <i>nigra</i> ) Cultivars ( <i>York, Laciniata</i> )	6-12'	6-12'	FACU	3 - 9		Large white flowers and purple-black edible fruit.		
Highbush Blueberry <i>Vaccinium corymbosum</i>	6-12'	8-12'	FACW	3 - 7		Small white bell shaped flower clusters. Edible blueberries and brilliant red fall foliage.		
<b>Small Shrubs</b>								
Running Serviceberry <i>Amelanchier stolonifera</i> ( <i>spicata</i> )	3-4'	4-5'	FACU	4 - 8		Early white flowering deciduous shrub. Purple-red berries attract birds.		
Bearberry <i>Arctostaphylos Uva-Ursi</i> Cultivars ( <i>Massachusetts</i> )	5-1'	2-4'	UPL	2-6		Ground cover evergreen shrub with dark green leaves, pinkish flowers, red fruits that can persist into the winter.		
New Jersey Tea <i>Ceanothus americanus</i>	3-4'	3-5'	UPL	4 - 9		Fast spreading, white flowers on tall stems, great massing plant.		
Sweet fern <i>Comptonia peregrina</i>	2-4'	3-5'	UPL	4 - 9		Fast spreading, fern like foliage, great massing plant.		
Bush Honeysuckle <i>Diervilla lonicera</i>	2-4'	3-5'	UPL	3 - 7		Dense suckering shrub. Yellow trumpet shaped flowers and yellow-orange fall color.		
Eastern Leatherwood <i>Dirca palustris</i>	3-6'	3-6'	FAC	4 - 9		Prefers shade. Yellow flowers in March-April, bright green leaves turn yellow in fall. Perfect for woodland gardens.		
Smooth Hydrangea <i>Hydrangea arborescens</i> Cultivars ( <i>Annabelle, Incrediball, Invincibelle Spirit</i> )	3-6'	4-7'	FACU	3 - 9		Large white flowers in late spring that last for weeks. Use in masses wonderful cultivars.		

# CHAPTER 3: IMPLEMENTATION

## B. REVEGETATION WITH NATIVE AND ORNAMENTAL PLANT SPECIES

Common Name <i>Scientific Name</i>	Mature Heights (feet)	Mature Widths (feet)	Habitat	Hardiness Zone	Shade Tolerance	Descriptive Information	CT Native	Suitable for Bio-Engineering
Dwarf Fothergilla <i>Fothergilla gardenii</i> <i>Cultivar (Blue Mist)</i>	3-6'	3-6'	UPL	5 - 8		Blue-green foliage turning brilliant orange-red-pink in the fall. White bottle brush flowers.		
Wintergreen <i>Gaultheria procumbens</i>	<1'	2-3'	UPL	3 - 6		Evergreen woodland groundcover with red fall berries.		
Virginia Sweetpire <i>Itea virginica</i> <i>Cultivars (Henry's Garnet, Little Henry)</i>	3-5'	3-5'	FAC	5 - 9		Hardy shrub with white pendulous flowers, Dark red fall foliage.		
Creeping Juniper <i>Juniperus horizontalis</i> <i>Cultivars (Bar Harbor, Wiltoni, Ice Blue)</i>	1-2'	5-8'	UPL	3 - 9		Blue green needles turning purple in the winter.		
Sheep laurel <i>Kalmia angustifolia</i>	1-3'	3-5'	FAC	2 - 9		Low broadleaf evergreen shrub. Avoid exposed sites.		
Sweetgale <i>Myrica gale</i>	2-3'	4-6'	OBL	2-6		Dark green aromatic foliage. Fruits attract birds.		
Andromeda <i>Pieris florabunda</i>	2-6'	4-6'	FACU	4 - 6		Evergreen leaves with bell shaped white to cream flowers. Protect from harsh winter sun/ wind.		
Bush Cinquefoil <i>Potentilla fruticosa</i> ( <i>Dasiphora floribunda</i> )	2-4'	3-4'	UPL	3 - 7		Vigorous deciduous shrub. Yellow flowers in summer.		
Fragrant Sumac <i>Rhus aromatica</i> <i>Cultivars (Gro-Low)</i>	2-5'	3-5'	UPL	3 - 9		Glossy green foliage. Red berries and red fall foliage. Low spreader.		
Swamp Rose <i>Rosa palustris</i>	3-6'	4-6'	OBL	4 - 9		naturally occurring in wet areas. Red arching stems and fragrant pink flowers. Red hips.		
White Spirea <i>Spiraea betulifolia</i> <i>Cultivars (Tor)</i>	2-3'	2-3'	UPL	4 - 8		Small white flowers attract butterflies. Tolerant of different soils. Use as hedge.		
Meadowsweet <i>Spiraea latifolia</i>	2-4'	3-5'	FAC	4 - 9		White - pink fuzzy flower cluster. Yellow-orange fall color.		
Steeplebush <i>Spiraea tomentosa</i>	2-4'	3-5'	FACW	3 - 8		Suckering shrub with pink spiked flowers.		
Lowbush Blueberry <i>Vaccinium angustifolium</i>	.5-2'	3-5'	FACU	2 - 5		Clump forming groundcover. Small bell shaped white flowers and sweet edible blue berries. Brilliant orange-red fall foliage		
<b>FERNS</b>								
Maidenhair Fern <i>Adiantum pedatum</i>	2'	2-3'	FAC	3 - 8		Ornamental fine textured fan-like fronds spread slowly.		



























































































# CHAPTER 3: IMPLEMENTATION

## B. REVEGETATION WITH NATIVE AND ORNAMENTAL PLANT SPECIES

Common Name <i>Scientific Name</i>	Mature Heights (feet)	Mature Widths (feet)	Habitat	Hardiness Zone	Shade Tolerance	Descriptive Information	CT Native	Suitable for Bio-Engineering
Lady Fern <i>Athyrium filix-femina (angustum)</i> Cultivars (Lady in Red, Ghost)	2-3'	2-3'	FAC	4 - 8		Light green feathery fronds grows in clumps.		
Eastern Hayscented Fern <i>Dennstaedtia punctilobula</i>	1-3'	1-3'	FACU	3 - 8		Fast growing colonizers bright green upright fronds. Can tolerate some sun.		
Goldie's Wood Fern <i>Dryopteris goldiana</i>	2-3'	2-3'	FAC	3 - 8		Slow spreader forming arching fronds with a heart of gold.		
Evergreen Wood Fern <i>Dryopteris marginalis</i>	1'	1'	FACU	3 - 8		Clumping. Semi-evergreen use in dry shade.		
Ostrich Fern <i>Matteuccia struthiopteris</i> Cultivar (The King)	3-5'	3-5'	FACW	3 - 7		Tallest of the ferns. Large upright fronds. Requires rich moist soil.		
Sensitive Fern <i>Onoclea sensibilis</i>	2-3'	2-3'	FACW	4 - 8		Large bright green fronds.		
Cinnamon Fern <i>Osmunda cinnamomea</i> ( <i>Osmundastrum cinnamomeum</i> )	3-6'	3-6'	FACW	3 - 9		Vase shaped fronds with brown.		
Royal Fern <i>Osmunda regalis</i>	2-5'	2-5'	OBL	2 - 10		Graceful appearance. Use in wet locations.		
Christmas Fern <i>Polystichum acrostichoides</i>	1-2'	1-2'	FACU	3 - 9		Semi-evergreen, dark green foliage with new growth emerging light green.		
New York Fern <i>Thelypteris noveboracensis</i>	1-2'	1-2'	FAC	4 - 8		Grows in Colonies as hundreds of individual plants. Light green foliage.		
Marsh Fern <i>Thelypteris palustris</i>	1-2'	1-2'	FACW	5 - 8		Grows in wet meadows and marshes. Pale green fronds.		
<b>Vines</b>								
Virginia Creeper <i>Parthenocissus quinquefolia</i>	Ground cover	Ground cover	FACU	4 - 8		Fast growing deciduous vine turning brilliant red in the fall. Can be used as groundcover.		
Common Trumpet Creeper <i>Campsis radicans</i>	Ground cover	Ground cover	FAC	4 - 9		Aggressive suckering vine. Orange - scarlet trumpet shaped flowers.		
Purple Virgin's Bower <i>Clematis verticillaris</i>	Ground cover	Ground cover	FACU	3 - 8		Sprawling vine with light violet flowers which are poisonous.		
Woodbine <i>Clematis virginiana</i>	Ground cover	Ground cover	FACU	3 - 8		Produce white star-like flowers. Self seeding and suckering.		
Trumpet Honeysuckle <i>Lonicera sempervirens</i>	Ground cover	Ground cover	FACU	4 - 9		Adaptable. Showy scarlet-orange-yellow trumpet shaped flowers.		



































# CHAPTER 3: IMPLEMENTATION

## B. REVEGETATION WITH NATIVE AND ORNAMENTAL PLANT SPECIES

Common Name <i>Scientific Name</i>	Mature Heights (feet)	Mature Widths (feet)	Habitat	Hardiness Zone	Shade Tolerance	Descriptive Information	CT Native	Suitable for Bio-Engineering
Fox Grape <i>Vitis labrusca</i>	Ground cover	Ground cover	FACU 	5 - 8	 	Twisting woody vine with exfoliating bark large leaves and fragrant edible purple fruit.		
<b>Grasses, Sedges, and Rushes</b>								
Sweet Flag <i>Acorus americanus</i>	3-4'	2-3'	OBL    	3 - 6		Sword like foliage with white flowers in spring.		
Broom Sedge Bluestem <i>Andropogon virginicus</i>	3'	3'	FACU 	5 - 8		Fast growing meadow grass.		
Big Bluestem <i>Andropogon gerardii</i>	4-7'	4-5'	FAC  	4 - 10		Tall meadow grass great for naturalizing open areas.		
Fringed Sedge <i>Carex crinita</i>	2-4'	2-4'	OBL    	3 - 9	 	Shade tolerant grass-like leaves interesting flowers and seed pods. Wet woodlands.		
Lurid Sedge <i>Carex lurida</i>	3'	3'	OBL    	5 - 9	 	Pioneer species. Common along lake front areas and colonizing		
Pennsylvania Sedge <i>Carex pensylvanica</i>	1'	1'	UPL	3 - 8	 	Shade tolerant low growing woodland "grass".		
Pointed Broom Sedge <i>Carex scoparia</i>	1-3'	2-3'	OBL    	6 - 10	 	Flowers in summer and adaptable.		
Tussock Sedge <i>Carex stricta</i>	1-3'	2-3'	OBL    	5 - 8	 	Clump forming. Summer flowering found in wet areas.		
Fox Sedge <i>Carex vulpinoidea</i>	1-3'	1-3'	OBL    	3 - 7	 	Meadow forming yellow fall color.		
Northern Sea Oats <i>Chasmanthium latifolium</i>	2-3'	2-3'	FAC 	3 - 8		Clump forming flat oat-like seed heads rich red-bronze winter color.		
Purple Lovegrass <i>Eragrostis spectabilis</i>	2'	2-3'	UPL	5 - 9		Low reseeding grass with fuzzy purple flower heads. Plant in masses.		
Soft Rush <i>Juncus effusus</i>	2-5'	2-3'	OBL    	2 - 9		Mat forming dark green foliage that is spike-like.		
Path Rush <i>Juncus tenuis</i>	0.5-2'	1-2'	FAC 	3 - 9		Low growing and colonizer.		
Switchgrass <i>Panicum virgatum</i>	5-7'	5-7'	FAC 	2 - 9		Upright stately grass. Airy flowers.		
Little Bluestem <i>Schizachyrium scoparium</i>	2-4'	2-4'	FACU 	3 - 8		Great for massing in open areas and meadows.		
Hardstem Bulrush <i>Schoenoplectus acutus</i>	5-8'	2-3'	OBL    	3 - 9		Dark green sword-like foliage good in standing water.		
Softstem Bulrush <i>Schoenoplectus tabernaemontani</i>	3-9'	2-3'	OBL    	3 - 9	 	Blue green sword-like foliage.		

# CHAPTER 3: IMPLEMENTATION

## B. REVEGETATION WITH NATIVE AND ORNAMENTAL PLANT SPECIES

Common Name <i>Scientific Name</i>	Mature Heights (feet)	Mature Widths (feet)	Habitat	Hardiness Zone	Shade Tolerance	Descriptive Information	CT Native	Suitable for Bio-Engineering
Common Bulrush <i>Scirpus atrovirens</i>	4 -5'	2-3'	OBL 	3 - 9		Brown flowering seed heads and dark green foliage.		
Prairie Dropseed <i>Sporobolus heterolepis</i>	2'	2'	FACU 	3 - 8		Mat forming with interesting fragrant flowers and low maintenance.		
<b>Herbaceous</b>								
Black Cohosh <i>Actaea racemosa</i> Cultivars ( <i>Atropurpurea</i> , <i>Pink Spike</i> )	4-6'	2-3'	FACU 	3 - 8		Fluffy bottle brush flowers in late summer through fall.		
Dolls Eyes, Baneberry <i>Actea pachypoda</i> Cultivars(Misty Bue)	1-3'	1-2'	UPL	3-8		Woodland perennial that produces white flowers followed by white berries in late summer and fall.		
Red Baneberry <i>Actaea rubra</i>	1-3'	1-2'	UPL	4 - 8		Woodland perennial produces white flowers and poisonous red berries.		
Water Plantain <i>Alisma plantago-aquatica</i>	1-3'	1-2'	OBL 	5 - 10		Tropical looking foliage with feathery purple-white flowers.		
Blue Star <i>Amsonia hubrichtii</i>	2-3'	2-3'	UPL	3 - 9		Star shaped blue flowers in summer tolerant of drier soils. Fine textured foliage with yellow- orange fall color.		
Eastern Blue Star <i>Amsonia tabernaemontana</i> Cultivars(Montana, x. Blue Ice)	1-3'	1-2'	FACU 	3-9		Light blue flowers in late spring. Yellow foliage and seed pods in the fall.		
Columbine <i>Aquilegia canadensis</i>	1-2'	1'	UPL	3-8		Grows on naturally on ledges. Red flowers with yellow centers in spring. Attracts Hummingbirds.		
Goatsbeard <i>Aruncus dioicus</i>	4-6'	6'	FACU 	3-8		Feathery white plumes in early summer.		
Wild Ginger <i>Asarum canadense</i>	<1'	1-2'	FACU 	4-6		Spreading ground cover with dark green heart shaped foliage.		
Swamp Milkweed <i>Asclepias incarnata</i> Cultivars ( <i>Ice Ballet</i> )	4'	4'	OBL 	3 - 9		Pink flowers that attract butterflies and needs moist conditions.		
Common Milkweed <i>Asclepias syriaca</i>	2-4'	4'	FACU 	4-9		Food for larval Monarch Butterflies. Fragrant pink flowers in summer, seed pods in fall.		
Butterfly Weed <i>Asclepias tuberosa</i>	2'	2-3'	UPL	3 - 9		Low growing orange flowers attracts butterflies.		

# CHAPTER 3: IMPLEMENTATION

## B. REVEGETATION WITH NATIVE AND ORNAMENTAL PLANT SPECIES

Common Name <i>Scientific Name</i>	Mature Heights (feet)	Mature Widths (feet)	Habitat	Hardiness Zone	Shade Tolerance	Descriptive Information	CT Native	Suitable for Bio-Engineering
Blue Wood Aster <i>Aster cordifolius</i> ( <i>Symphyotrichum lanceolatum</i> )	2-3'	2-3'	UPL	3 - 8		Dry woodland colonizer with blue flowers.		
Common Wood Aster <i>Aster divaricatus</i> ( <i>Eurybia divaricata</i> )	2-3'	2-3'	UPL	3 - 8		Dry woodland with white flowers. Aggressive spreader.		
Smooth Aster <i>Aster laevis</i> ( <i>Symphyotrichum laeve</i> ) Cultivars (Bluebird)	1-3'	2-3'	UPL	4 - 8		Blue gray leave with purple flowers in the fall.		
New England Aster <i>Aster novae-angliae</i> ( <i>Symphyotrichum novae-angliae</i> ) Cultivars (Purple Dome, Vibrant Dome)	2-6'	2-3'	FACU	3 - 8		Pink to purple flowers in late summer. Pinch or cut back in early summer to encourage shorter denser habit.		
False Indigo <i>Baptisia australis</i>	4'	4'	FACU	3 - 9		Tall blue flowering perennial interesting seed pods.		
False Aster <i>Boltonia asteroides</i> Cultivar (Jim Crockett, Pink Beauty)	4'	4'	FACU	4 - 9		Tolerates dry soils with white to pink ater like flowers. Attracts butterflies.		
Marsh Marigold <i>Caltha palustris</i>	1-2'	1-2'	OBL	3 - 7		Shiny green foliage early yellow flowers. Clump forming in moist soils.		
Bellflower <i>Campanula rotundifolia</i>	1-3'	1-2'	UPL			Lavender blue bell shaped flowers in summer. Good rock garden plant.		
Blue Cohosh <i>Caulophyllum thalictroides</i>	2-3'	2-3'	FAC	3 - 8		Blue-green foliage. Spring ephemeral in moist rich woodlands.		
Turtlehead <i>Chelone glabra</i>	1-3'	2-3'	OBL	3 - 8		Upright plant with interesting turtle head shaped white flowers.		
Pink Turtlehead <i>Chelone lyonii</i> Cultivars (Hot Lips)	2-3'	1-2'	FACW	4-7		Rose pink turtle head shaped flowers in late summer. Lustrous green foliage.		
Golden Star <i>Chrysogonum virginianum</i>	<1'	1'	FACU	5-9		Fast growing semi-evergreen ground cover with golden yellow flowers in spring.		
Blue Mist Flower <i>Conoclinium coelestinum</i> ( <i>Eupatorium coelestinum</i> )	1.5-3'	1.5-3'	FAC	5-10		Fluffy blue flowers in late summer. Spreads by rhizomes. Cut back in summer for a denser habit.		
LargeFlowered Tickseed <i>Coreopsis grandiflora</i> Cultivars (Early Sunrise, Full Moon, Red Shift)	2'	1.5-2'	UPL	4 - 9		Larger yellow flowers in the summer.		



























































# CHAPTER 3: IMPLEMENTATION

## B. REVEGETATION WITH NATIVE AND ORNAMENTAL PLANT SPECIES

Common Name <i>Scientific Name</i>	Mature Heights (feet)	Mature Widths (feet)	Habitat	Hardiness Zone	Shade Tolerance	Descriptive Information	CT Native	Suitable for Bio-Engineering
Lanecleaved Tickseed <i>Coreopsis lanceolata</i>	1-3'	1'	UPL	5-8		Yellow flowers in early summer that attract butterflies.		
Tickseed <i>Coreopsis verticillata</i>	1.5-2'	1'	UPL	5-8		Fine textured foliage. Bright yellow flowers in summer.		
Bunchberry <i>Cornus canadensis</i> ( <i>Chamaepericlymenum canadensis</i> )	3-6"	<1'	FAC	2 - 7		Delicate mat forming woodland ground cover with white flowers and red berries.		
Wild Bleeding Heart <i>Dicentra eximia</i>	1-1.5'	1-1.5'	FACU	4-8		Fern like foliage with delicate pink flowers spring through summer.		
Purple Coneflower <i>Echinacea purpurea</i> Cultivars ( <i>Happy Star, Magnus, Ruby Star</i> )	2-5'	3'	UPL	4 - 8		Purple summer flowers attract butterflies.		
Fleabane <i>Erigeron pulchellus</i> Cultivars ( <i>Lynnhaven Carpet</i> )	1-1.5'	1-1.5'	FACU	4-9		Aster like pale purple flowers with yellow eye in spring.		
Boneset <i>Eupatorium perfoliatum</i>	3-6'	3-5'	FACW	3 - 8		Tall white flowers with fuzzy leaves attract butterflies.		
Spotted Joe-Pye Weed <i>Eutrochium (Eupatorium) maculatum</i> Cultivar ( <i>Gateway</i> )	4-6'	3-5'	FACW	4 - 9		Huge pink flowers in late summer through September attract butterflies.		
Coastal Joe Pye Weed <i>Eutrochium (Eupatorium) dubium</i> Cultivars( <i>Baby Joe, Little Joe</i> )	4-5'	3-5'	FACW	5-9		Similar to spotted Joe Pye Weed with shorter cultivars.		
Tall Meadowsweet <i>Filipendula rubra</i> Cultivar ( <i>Venusta</i> )	4-6'	3-5'	FACW	3 - 8		Tall pink fuzzy fragrant flowers that attract butterflies.		
Wood Strawberry <i>Fragaria vesca americana</i>	<1'	1'	UPL	3-8		Use as ground cover. Bears small fruits.		
Blanket Flower <i>Gaillardia aristata</i>	1'	1'	UPL	4-9		Bright red and yellow blooms in summer.		
Crimsoneyed Rosemallow <i>Hibiscus moschuetos</i>	4-6'	3-5'	OBL	4 - 9		Wetland plant. Disk shaped pink flowers.		
Meadow Bottle Gentian <i>Gentiana clausa</i>	1-2'	1'	FACW	3 - 7		Tightly clustered deep blue flowers in late summer.		
Cranesbill <i>Geranium maculatum</i>	1-2'	1-2'	UPL	4 - 8		Groundcover with purple and pink flowers.		







































# CHAPTER 3: IMPLEMENTATION

## B. REVEGETATION WITH NATIVE AND ORNAMENTAL PLANT SPECIES

Common Name <i>Scientific Name</i>	Mature Heights (feet)	Mature Widths (feet)	Habitat	Hardiness Zone	Shade Tolerance	Descriptive Information	CT Native	Suitable for Bio-Engineering
Common Sneezeweed <i>Helenium autumnale</i>	3-5'	2-3'	FACW   	3-8		Erect plant with daisy like yellow flowers tinged with orange or mahogany. Blooms in late summer early fall. Named sneezeweed as it was once used for snuff.		
Sneezeweed <i>Helenium flexuosum</i> Cultivars ( <i>Tiny Dancer</i> )	1-3'	1-2'	FAC 	5-9		Daisy like yellow flowers in mid to late summer. Tolerant of varied conditions.		
Willowleaf Sunflower <i>Helianthus salicifolius</i> Cultivars ( <i>First Light</i> )	4-10'	1-3'	FAC 	5-9		Golden yellow flowers in early fall. First Light reaches 4' in height.		
False Sun Flower <i>Heliopsis helianthoides</i> Cultivar ( <i>Summer Nights</i> )	3-5'	3-5'	FACU 	3 - 9	 	Yellow summer flowering tall perennial likes dry soils.		
Coral Bell, Common Alumroot <i>Heuchera americana</i> Cultivars ( <i>Dales Strain</i> )	1-2'	1-1.5'	FACU 	4-7	 	Interesting foliage plant with small bell shaped panicles of flowers on upright stems.		
Crested Iris <i>Iris cristata</i>	<1'	<1'	UPL	5-8	 	Woodland rock garden plant with white or blue to purple flowers in spring.		
Blue Flag Iris <i>Iris versicolor</i>	2-3'	1-2'	OBL    	4 - 9	 	Early summer flowering tall perennial likes dry soils.		
Marsh Blazing Star <i>Liatris spicata</i> Cultivars ( <i>Alba, Kobold</i> )	4'	2-3'	FAC 	3 - 8		Pink-purple or white spiked flowers in summer.		
Canada Lily <i>Lilium canadense</i>	4-6'	<1'	FAC 	5-9	 	Showy lily with yellow to orange nodding flowers. Pollinated by ruby throated hummingbird.		
Turk's Cap Lily <i>Lilium superbum</i>	4-7'	<1'	FACW   	5-8	 	Largest native lily with yellow to orange nodding flowers. Pollinated by Eastern Tiger Swallowtail Butterfly.		
Cardinal Flower <i>Lobelia cardinalis</i>	1-6'	1-2'	FACW   	4 - 9		Scarlet red flowers that attract hummingbirds. Prefers moist soil.		
Great Blue Lobelia <i>Lobelia siphilitica</i>	2-3'	1-2'	FACW   	4-8	 	Tubular blue flowers in late summer. Will self sow in good growing conditions.		
Wild Blue Lupine <i>Lupinus perennis</i>	1-3'	2-3'	UPL	4 - 8		Clump forming with purple flowers in early summer.		
False Lily of the Valley <i>Maianthemum canadense</i>	<1'	<1'	FAC 	3-8	 	Woodland ground cover with berries that are food source for birds.		













































# CHAPTER 3: IMPLEMENTATION

## B. REVEGETATION WITH NATIVE AND ORNAMENTAL PLANT SPECIES

Common Name <i>Scientific Name</i>	Mature Heights (feet)	Mature Widths (feet)	Habitat	Hardiness Zone	Shade Tolerance	Descriptive Information	CT Native	Suitable for Bio-Engineering
False Solomon's Seal <i>Maianthemum racemosum</i>	3'	2-3'	FACU 	3 - 8		Upright / arching form, Great woodland massing perennial.		
Meehan's Mint <i>Meehania cordata</i>	<1'	1'	FACU 	5-8		Native substitute for ajuga and lamium. Forms a green carpet with blue flowers in late spring.		
Allegheny Monkey Flower <i>Mimulus ringens</i>	3'	2'	UPL	3 - 8		Purple flowering in summer and prefers moist conditions.		
Partridgeberry <i>Mitchella repens</i>	.25'	.5-1'	FACU 	3-8		Mat forming woodland perennial with red berries that persist in the winter.		
Scarlet Bee Balm <i>Monarda didyma</i>	2-4'	2-3'	FACU 	4-9		Red flowers in summer that attract bees, butterflies, and hummingbirds.		
Wild Bergamont <i>Monarda fistulosa</i>	2-4'	2-3'	FACU 	3 - 9		Lavender flowers attract hummingbirds and butterflies.		
Sundrops <i>Oenothera fruticosa</i>	1-1.5'	1-2'	FACU 	4-8		Bright yellow flowers in late spring.		
Beard Tongue <i>Penstemon digitalis</i> Cultivar (Husker's Red)	3'	3'	FACU 	3 - 8		Tall upright perennial with white or light pink tubular flowers.		
Wild Blue Phlox <i>Phlox divaricata</i>	1'	1'	FACU 	3-8		Spreading woodland phlox with fragrant blue flowers in late spring.		
Mountain Pinks <i>Phlox subulata</i> Cultivars (Blue Emerald, Candystripe, Drummond's Pink)	<1'	2-3'	FACU 	2 - 9		Ground hugging mat with pink-purple spring flowers.		
Obedient Plant <i>Physotegia virginiana</i>	2-3'	2-3'	FACU 	3-9		White to pink snap dragon like summer blooms on erect plant. Can be aggressive in the garden.		
May Apple <i>Podophyllum peltatum</i>	1-1.5'	1'	FACU 	3-8		Umbrella like leaves provide foliage interest in spring. Plant with ferns. Will go dormant in summer.		
Jacobs Ladder <i>Polemonium reptans</i> Cultivars (Stairway to Heaven)	1-2'	1-1.5'	FACU 	3-8		Light blue bell shaped flowers in spring. Can be used as ground cover.		
Wild Solomon's Seal <i>Polygonatum biflorum</i>	3'	3'	FACU 	4 - 9		Arching woodland plant with white bell shaped flowers.		
Pickeralweed <i>Pontederia cordata</i>	3'	3'	OBL 	3 - 10		Large tropical-like foliage. Purple flowers in summer and needs standing water.		

# CHAPTER 3: IMPLEMENTATION


































## B. REVEGETATION WITH NATIVE AND ORNAMENTAL PLANT SPECIES

Common Name <i>Scientific Name</i>	Mature Heights (feet)	Mature Widths (feet)	Habitat	Hardiness Zone	Shade Tolerance	Descriptive Information	CT Native	Suitable for Bio-Engineering
Mountain Mint <i>Pycnanthemum tenuifolium</i>	1-3'	1.5-2'	FACU 	4-8		Delicate airy plant with slender foliage and white flowers.		
Orange Coneflower <i>Rudbeckia fulgida</i> <i>Cultivars (Goldsturm)</i>	2-3'	2-3'	FACU 	5-7		Black-eyed susan with gold flowers and brown centers blooming mid to late summer.		
Black-eyed Susan <i>Rudbeckia hirta</i>	1-3'	2-3'	FACU 	4 - 10		Yellow flowers with brown eyes. Tolerates dry soils. Plant as annual or biennial.		
Green-headed Coneflower <i>Rudbeckia laciniata</i>	5-8'	1-2'	FACU 	3-9		Meadow and stream side native. Yellow flowers in late summer with green cones in center.		
Duck Potato <i>Sagittaria latifolia</i>	3'	2-3'	OBL   	5 - 10		Tropical-like foliage with white flowers, needs standing water.		
Lyre-leaved Sage <i>Salvia lyrata</i>	1-2'	1'	FACU 	5-8		Forms a dense ground cover. Good native substitute for ajuga with purplish flowers. Will self sow.		
Bloodroot <i>Sanguinaria canadensis</i>	<1'	<1'	FACU 	3-8		Woodland spring ephemeral with round leaves and white petaled flowers in spring.		
Downy Skullcap <i>Scutellaria incana</i>	2-3'	1.5-2'	FACU 	4-9		Meadow native with small purplish blue flowers.		
Heartleaf Skullcap <i>Scutellaria ovata</i>	1-2'	1'	FACU 	4-9		Nice foliage with small purplish blue flowers. Tolerates drought. Spreads by rhizomes and may self sow.		
Wild Pink <i>Silene caroliniana</i>	<1'	<1'	FACU 	5-8		Rose-pink spring flowers over mounded foliage. Prefers sandy gravelly location.		
Blue-stemmed Golden Rod <i>Solidago caesia</i>	2-3'	1.5-2'	FACU 	4-8		September bloomer with arching golden flowers. Attracts bees and butterflies.		
Anise Scented Goldenrod <i>Solidago odora</i>	2-4'	1-2'	FACU 	4-9		Licorice scented. Golden blooms in August to September Attracts bees and butterflies.		
Stokes Aster <i>Stokesia laevis</i> <i>Cultivars (Blue Danube)</i>	1-2'	1-2'	FAC  	5-9		Large cornflower blue flowers in early summer. Plant in a well drained area.		
Wood Sage <i>Teucrium canadense</i>	1.5-3'	1.5-3'	FACU 	4-9		Purplish pink flower spikes in summer. Clump forming spreads by rhizomes.		
Early Meadow Rue <i>Thalictrum dioicum</i>	1-2'	1'	FACU 	4-7		Gray green foliage similar to columbine with panicles of greenish white flowers in spring.		



# CHAPTER 3: IMPLEMENTATION

## B. REVEGETATION WITH NATIVE AND ORNAMENTAL PLANT SPECIES

Common Name <i>Scientific Name</i>	Mature Heights (feet)	Mature Widths (feet)	Habitat	Hardiness Zone	Shade Tolerance	Descriptive Information	CT Native	Suitable for Bio-Engineering
Meadow Rue <i>Thalictrum pubescens</i>	3-7'	2-3'	FACU 	3-8	 	Tall meadow rue with gray green foliage similar to columbine. Panicles of white flowers in summer.		
Foamflower <i>Tiarella cordifolia</i> <i>Cultivars (Brandywine, Running Tapestry)</i>	<1'	<1'	FACU 	4 - 8	 	Woodland groundcover with interesting heuchera like leaves. Fluffy white flower spikes in spring. Spreading. Easy to grow.		
Purple Wake Robin <i>Trillium erectum</i>	1-1.5'	<1'	FACU 	4-8	 	Three petaled spring flowering woodland plant. Flowers range from white to yellow to red. Berry like capsules follow flowers.		
Wake Robin <i>Trillium Grandiflorum</i>	1-1.5'	<1'	FACU 	4-8	 	Larger three petaled spring flowers. Berry like capsules follow flowers.		
Spiderwort <i>Tradescantia virginiana</i>	1-2'	1-1.5'	FACU 	4-9	 	Iris like blue green leaves with three petaled violet blue flowers in late spring to early summer. Mid summer foliage can be unattractive and requires cutting back..		
BlueVervain <i>Verbena hastata</i>	2-5'	2'	FACU 	3 - 8	 	Meadow perennial with purple flowers.		
New York Ironweed <i>Vernonia noveboracensis</i>	4-8'	3'	FACU 	5 - 9		Tall meadow perennial. Purple flowers attract butterflies.		
Culver's Root <i>Veronicastrum virginicum</i> <i>Cultivars (Rosea, Fascination)</i>	4-7'	2-4'	FACU 	3-8	 	Dramatic plant with tall spikes of white to pale blue flowers. Prefers moist soils.		
Barren Strawberry <i>Waldsteinia fragarioides</i> <i>(Geum fragarioides)</i>	.5'	.5-1'	FACU 	4-7	 	Strawberry like spreading ground cover with yellow flowers.	